



Elizabeth Park and Recreation District Ballot Measure Survey

November 2025



Methodology



The Elizabeth Park and Recreation District invites you to participate in an important survey regarding parks and recreation funding. Your opinion matters, so please make your voice heard. The survey will take around 10 minutes to complete, and your answers will be anonymous and confidential.

Magellan Strategies is pleased to present the results of a survey of 773 registered voters within the Elizabeth Park and Recreation District. The interviews were conducted from November 6th-20th, 2025.

The overall survey responses have a margin of error of +/- 3.44% at the 95% confidence interval. Population subgroups will have a higher margin of error than the overall sample.

The survey results are weighted to be representative of the anticipated voter turnout demographics in Elizabeth Parks and Recreation District in November 2026.

Elizabeth Park and Recreation District Voter Registration & Past Turnout Demographics

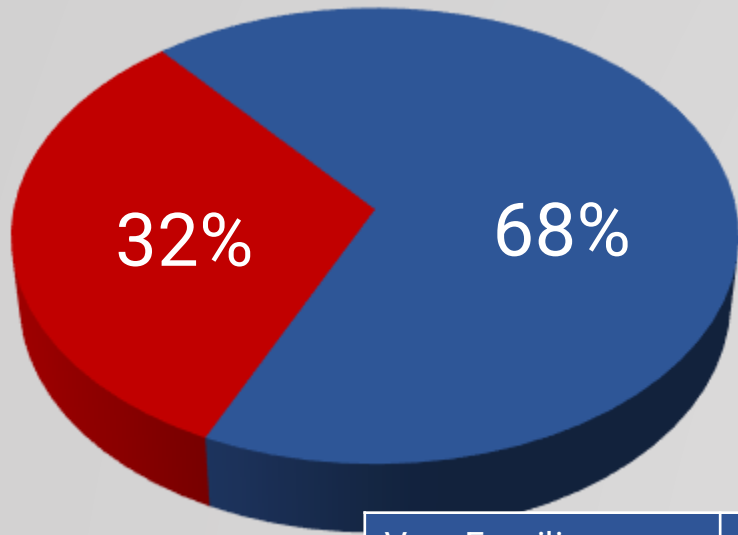
Sex	Registration		2024		2023		2022	
Female	7,998	49.9%	6,488	50.5%	3,648	50.8%	4,397	50.1%
Male	8,016	50.1%	6,354	49.5%	3,530	49.2%	4,385	49.9%
Total	16,014	100.0%	12,841	100.0%	7,177	100.0%	8,781	100.0%

Age Group	Registration		2024		2023		2022	
18-34	3,974	24.8%	2,725	21.2%	863	12.0%	1,296	14.8%
35-44	2,772	17.3%	2,153	16.8%	956	13.3%	1,273	14.5%
45-54	2,555	16.0%	2,145	16.7%	1,162	16.2%	1,508	17.2%
55-64	2,834	17.7%	2,547	19.8%	1,682	23.4%	2,072	23.6%
65+	3,879	24.2%	3,271	25.5%	2,514	35.0%	2,632	30.0%
Total	16,014	100.0%	12,841	100.0%	7,177	100.0%	8,781	100.0%

Party	Registration		2024		2023		2022	
Unaffiliated	7,157	44.7%	5,335	41.5%	2,716	37.8%	3,210	36.6%
Democrat	1,431	8.9%	1,177	9.2%	677	9.4%	927	10.6%
Republican	7,125	44.5%	6,126	47.7%	3,700	51.6%	4,545	51.8%
Libertarian	144	0.9%	111	0.9%	61	0.8%	71	0.8%
Other	157	1.0%	92	0.7%	23	0.3%	28	0.3%
Total	16,014	100.0%	12,841	100.0%	7,177	100.0%	8,781	100.0%

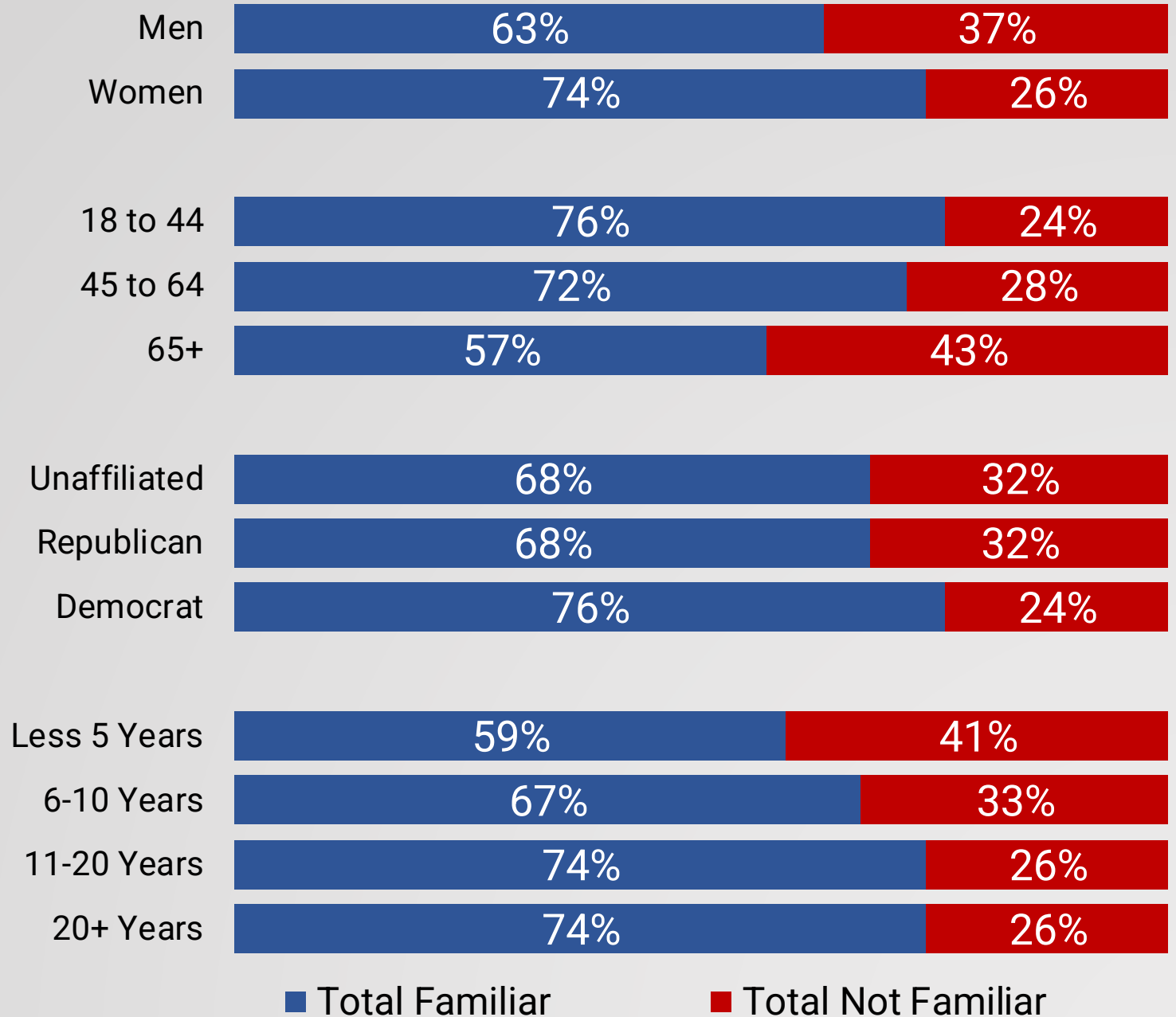


How familiar are you with the Elizabeth Park and Recreation District and the recreation programs, events, parks, and amenities they manage?

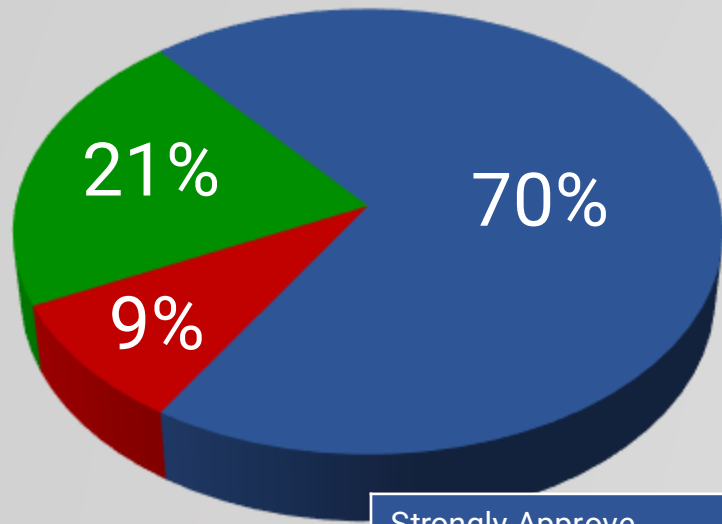


■ Total Familiar
■ Total Not Familiar

Very Familiar	21%
Somewhat Familiar	47%
Not Too Familiar	23%
Not Familiar at All	9%

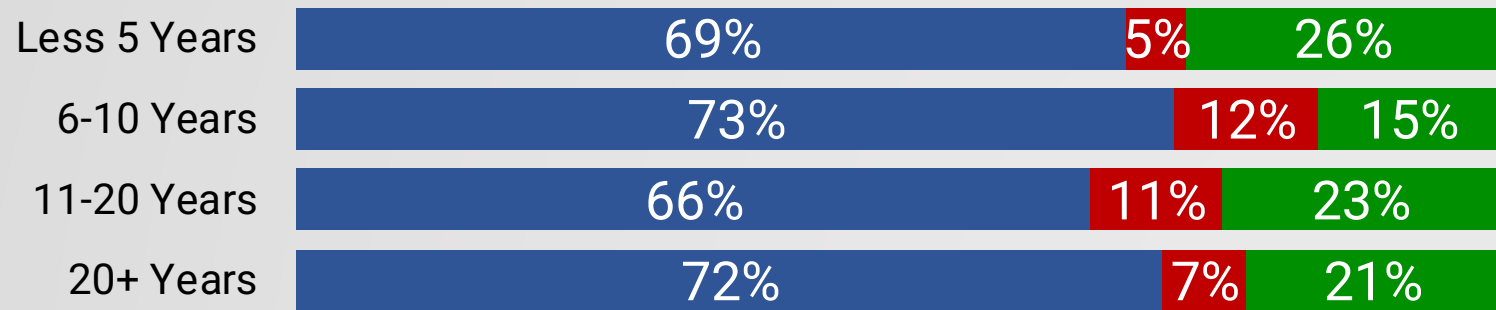
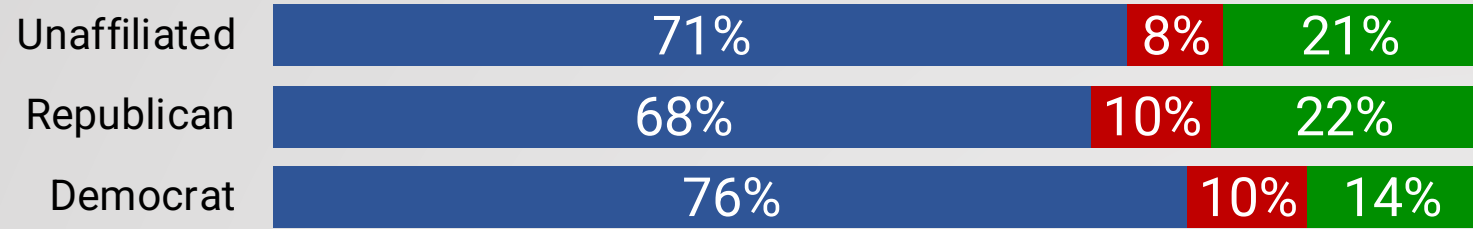
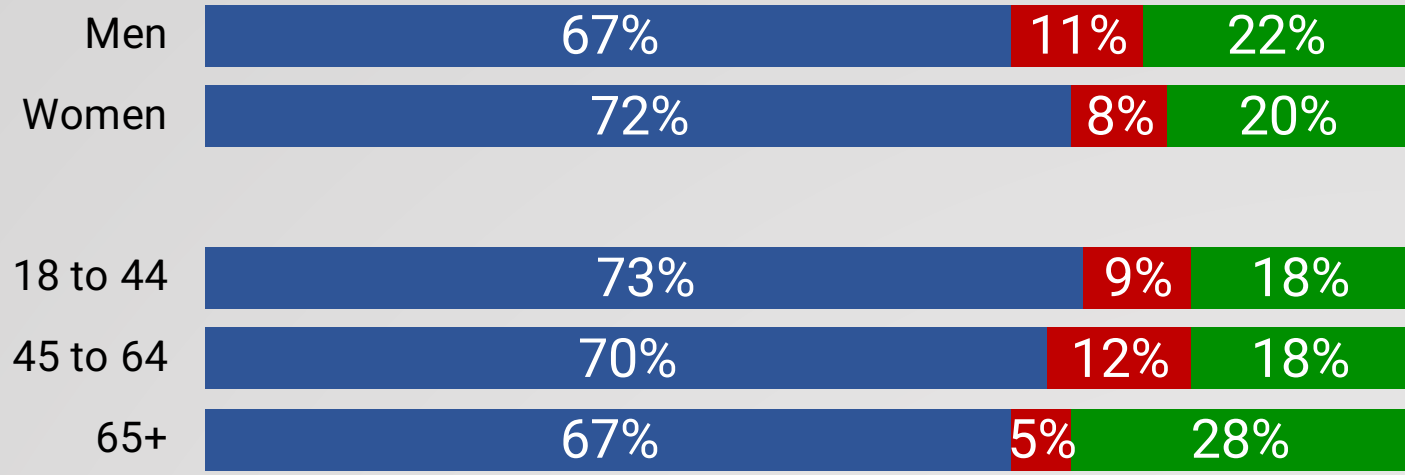


Do you approve or disapprove of the job the Elizabeth Park and Recreation District is doing managing parks, facilities, events, and providing recreation programs to your community?



■ Total Approve
 ■ Total Disapprove
 ■ No Opinion

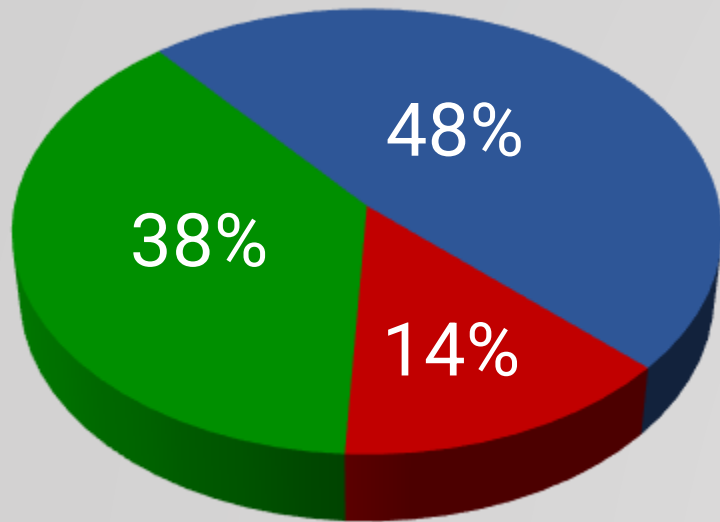
Strongly Approve	24%
Somewhat Approve	46%
Somewhat Disapprove	7%
Strongly Disapprove	2%



■ Total Approve ■ Total Disapprove ■ No Opinion

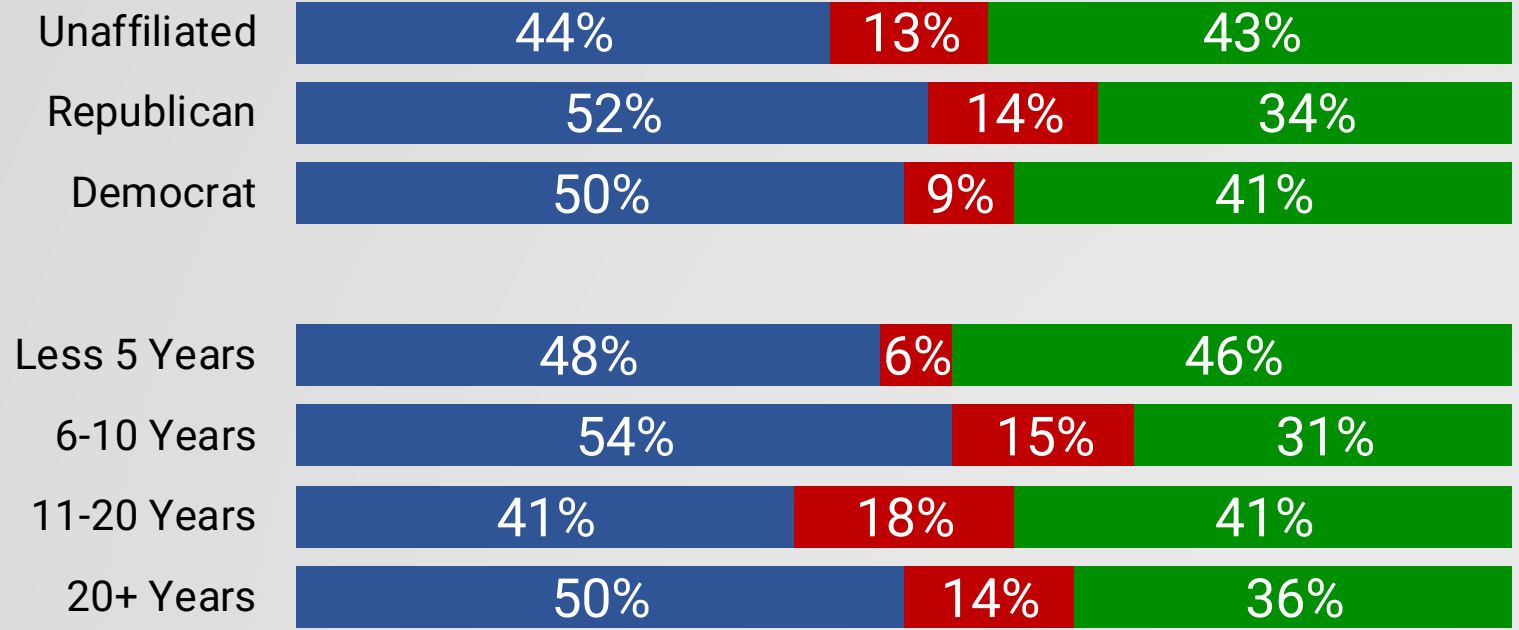
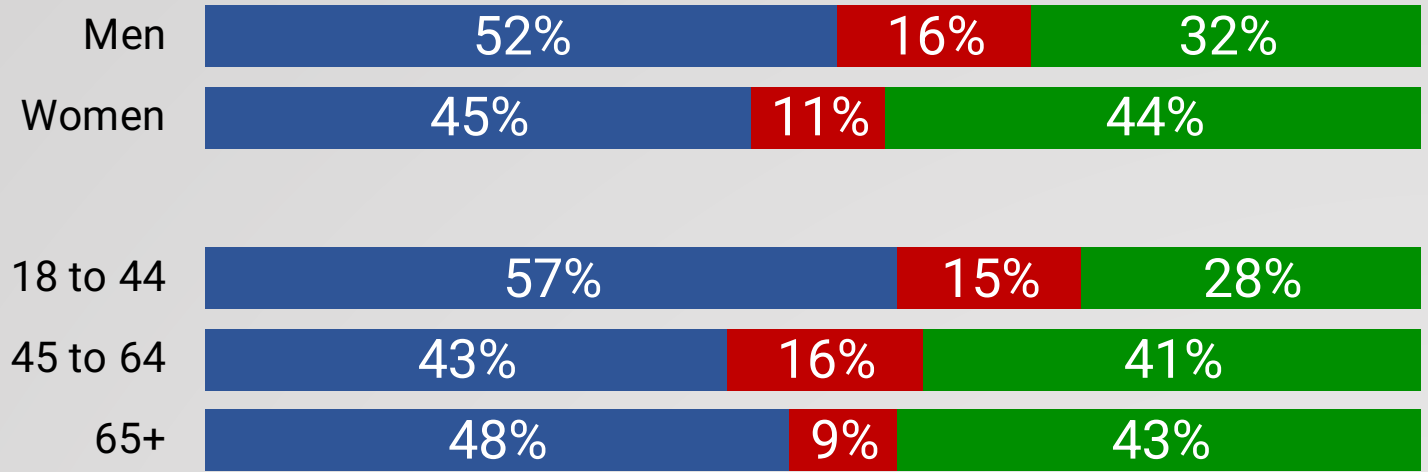


Do you agree or disagree with the following statement?
“The Elizabeth Park and Recreation District is fiscally responsible and spends taxpayer money wisely.”



■ Total Agree
 ■ Total Disagree
 ■ No Opinion

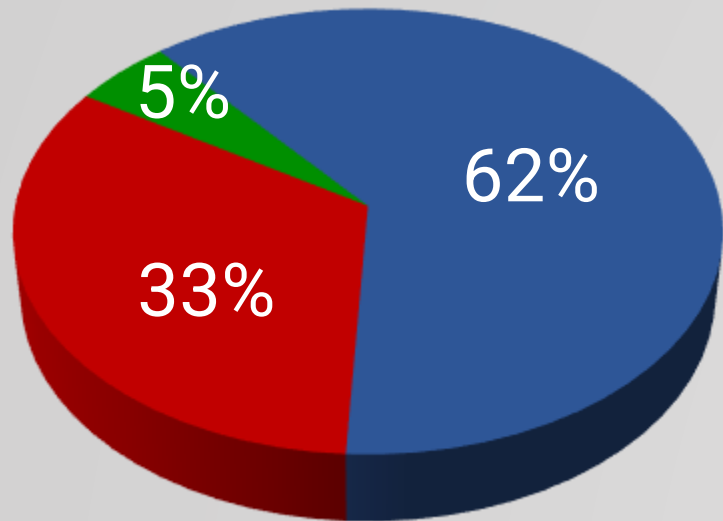
Strongly Agree	16%
Somewhat Agree	32%
Somewhat Disagree	10%
Strongly Disagree	4%



■ Total Agree ■ Total Disagree ■ No Opinion

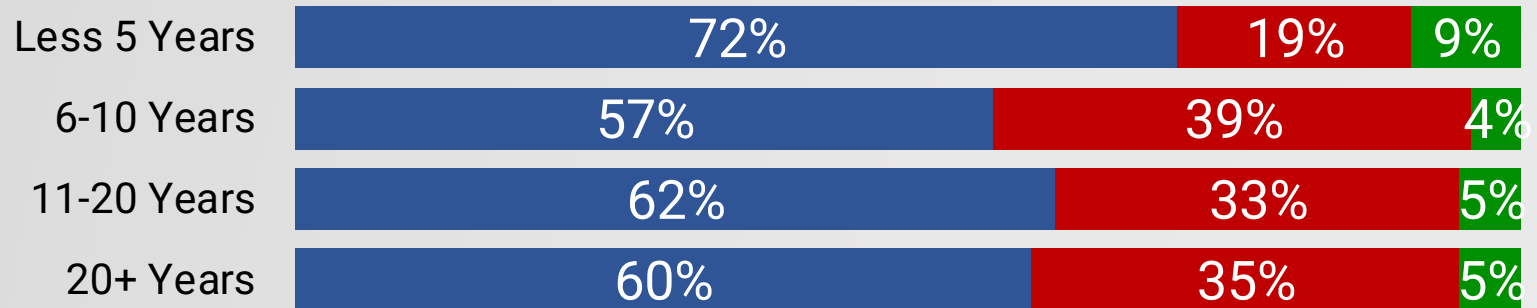
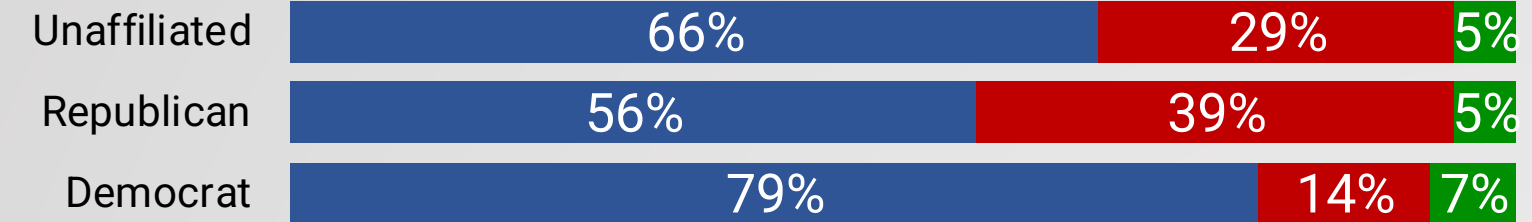
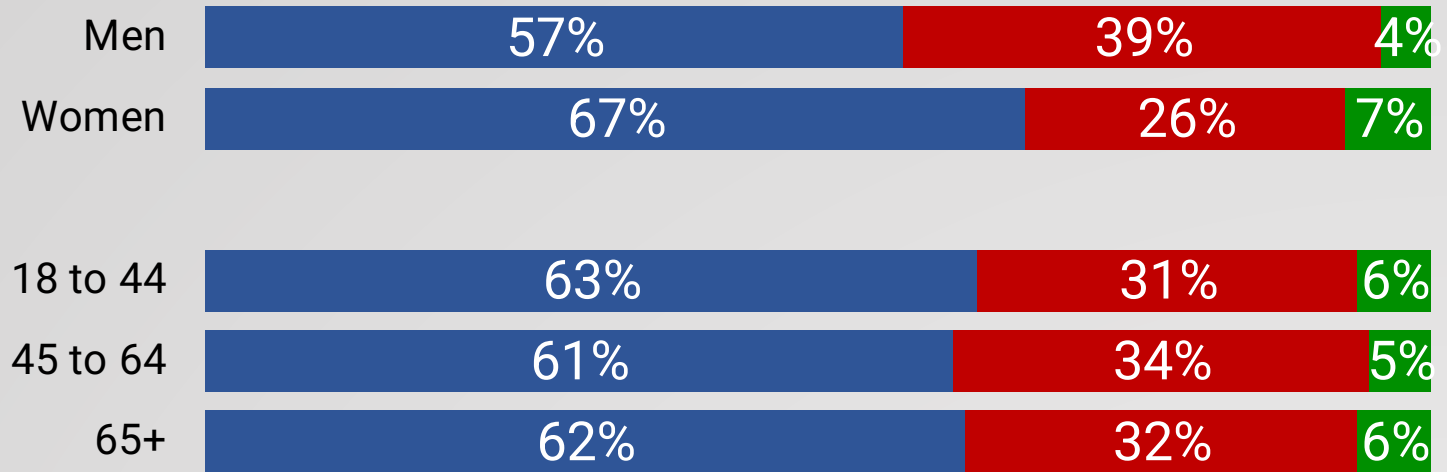


Would you support or oppose a modest tax increase to create funding for the Elizabeth Park and Recreation District to build a new recreation center?



■ Total Support
 ■ Total Oppose
 ■ No Opinion

Strongly Support	36%
Somewhat Support	26%
Somewhat Oppose	9%
Strongly Oppose	24%



■ Total Support ■ Total Oppose ■ No Opinion

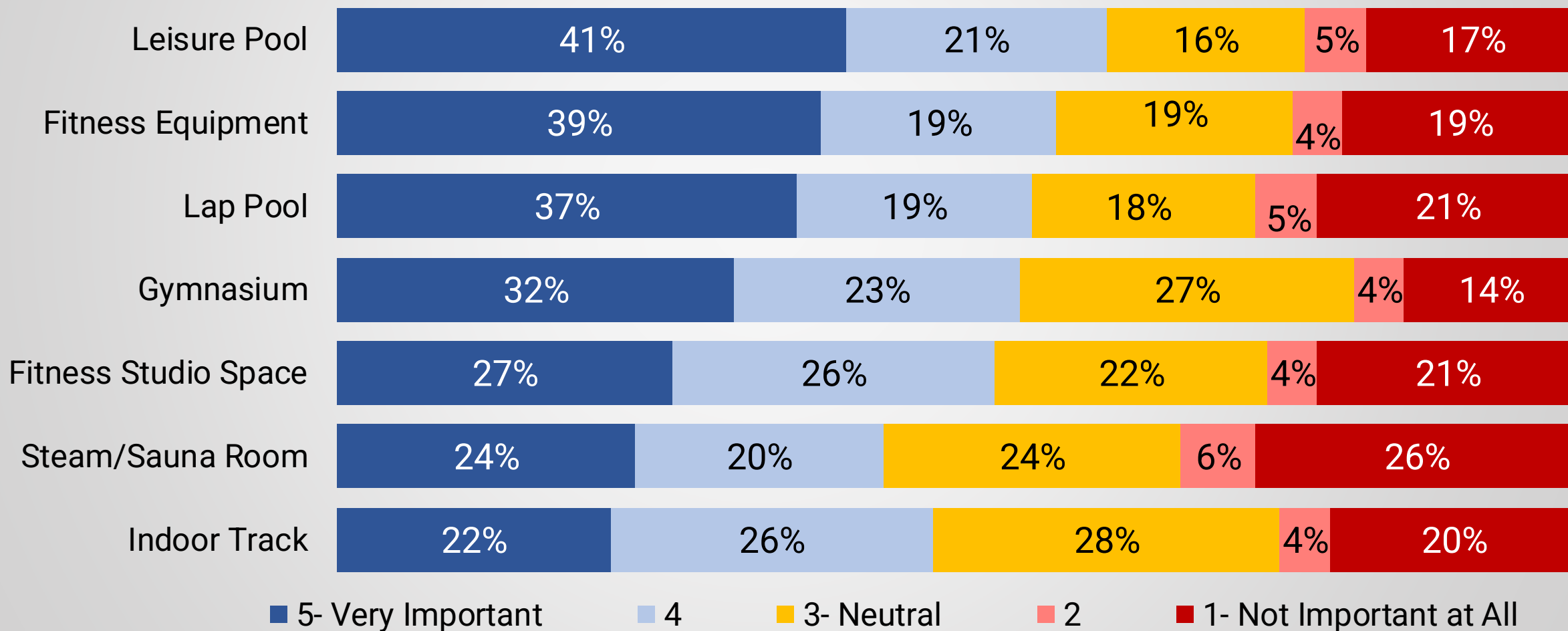


Possible Amenities for New Recreation Center

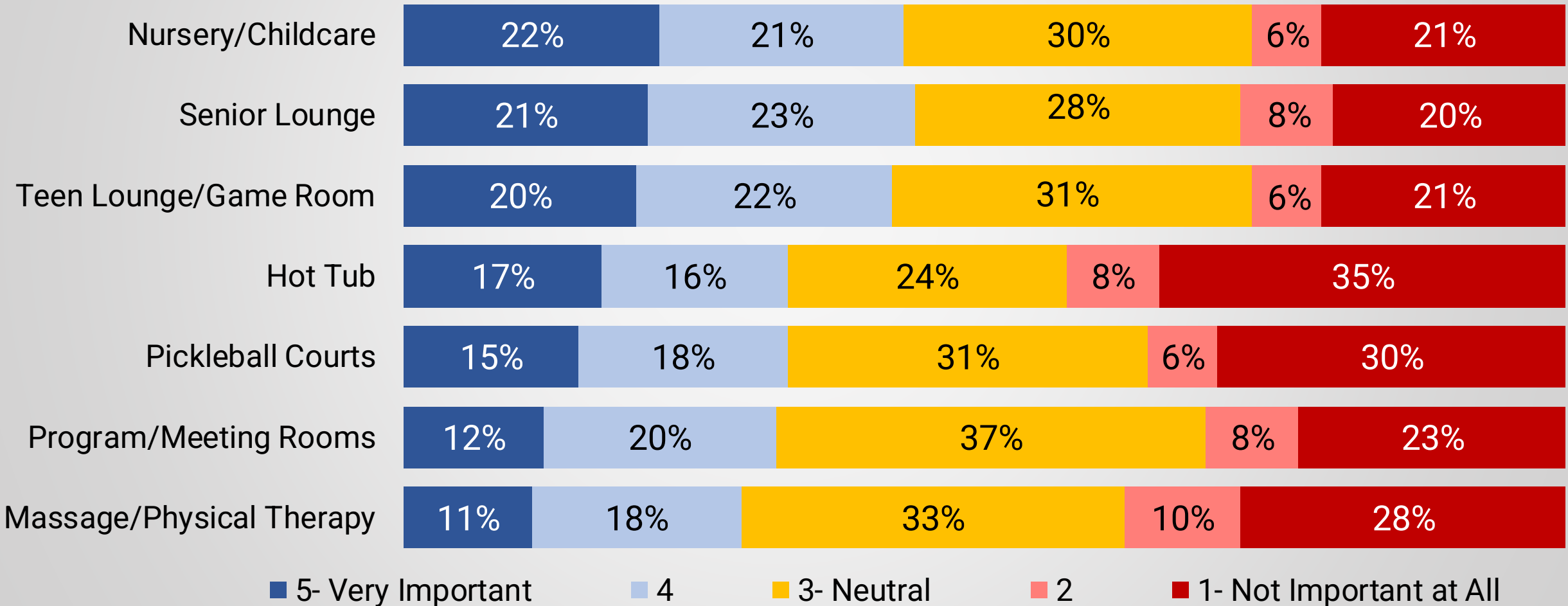


Below is a list of possible amenities to be included in a proposed recreation center. From the list of amenities, please indicate the importance of each amenity on a scale of 1 to 5, with 5 being very important and 1 being not important at all to be included in a proposed recreation center.

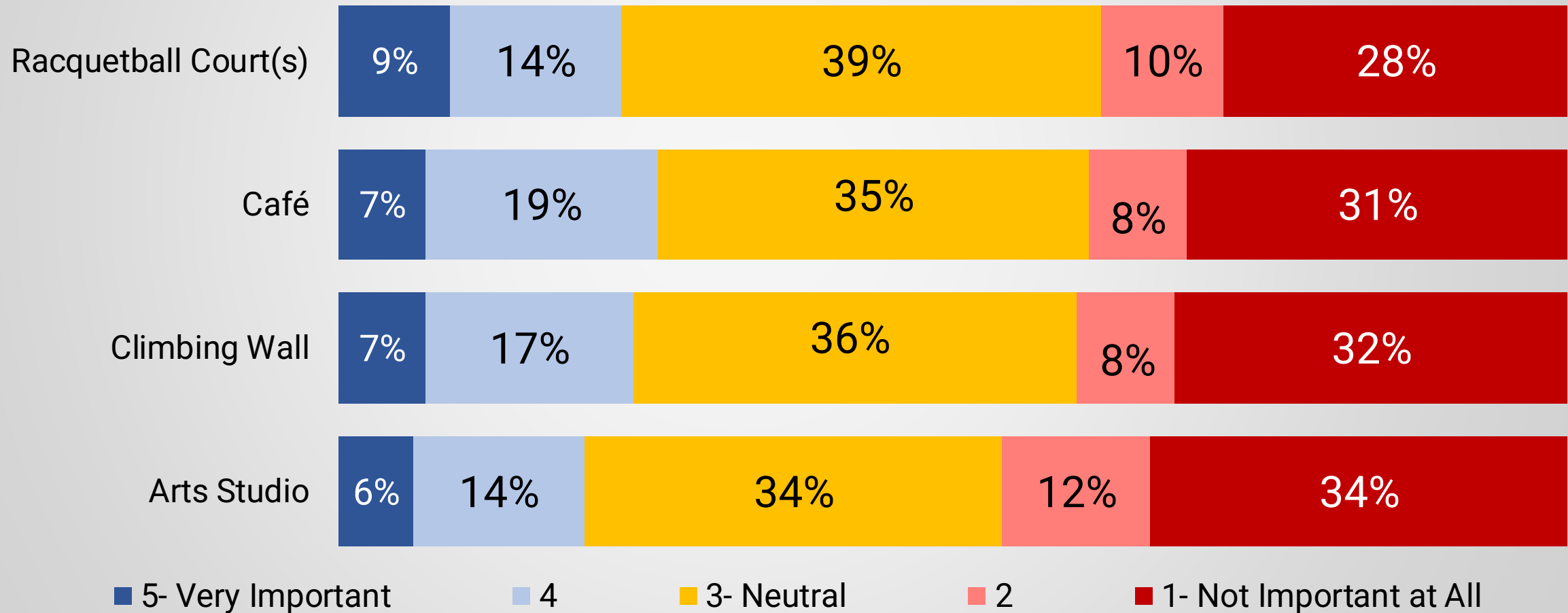
Below is a list of possible amenities to be included in a proposed recreation center. From the list of amenities, please indicate the importance of each amenity on a scale of 1 to 5, with 5 being very important and 1 being not important at all to be included in a proposed recreation center. (Ranked by % Very Important)



Below is a list of possible amenities to be included in a proposed recreation center. From the list of amenities, please indicate the importance of each amenity on a scale of 1 to 5, with 5 being very important and 1 being not important at all to be included in a proposed recreation center. (Ranked by % Very Important)



Below is a list of possible amenities to be included in a proposed recreation center. From the list of amenities, please indicate the importance of each amenity on a scale of 1 to 5, with 5 being very important and 1 being not important at all to be included in a proposed recreation center. (Ranked by % Very Important)



2.466 Mill Property Tax Uninformed Ballot Test



Before we continue, it is important to understand that the Elizabeth Park and Recreation District has not yet decided to put a ballot measure before voters in November of 2026.

However, your responses to the following questions will help the recreation district make that decision. Let's continue the survey now.



2.466 Mill Property Tax Uninformed Ballot Test



The Elizabeth Park and Recreation District is considering ballot language similar to that shown below. After reading the sample ballot language below, please indicate if you would vote yes and approve it or if you would vote no and reject it.

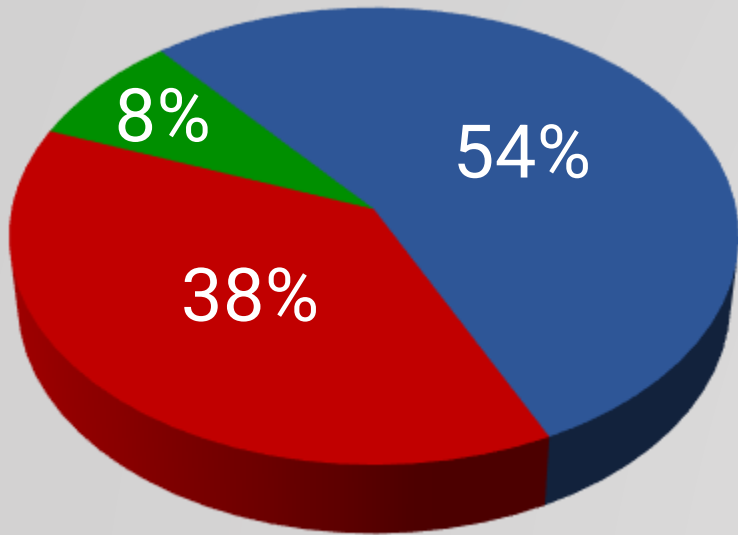
SHALL ELIZABETH PARK AND RECREATION DISTRICT TAXES BE INCREASED \$1,000,500 ANNUALLY (FOR COLLECTION IN CALENDAR YEAR 2027) OR BY SUCH ADDITIONAL AMOUNTS RAISED ANNUALLY THEREAFTER BY AN ADDITIONAL AD VALOREM PROPERTY TAX MILL LEVY IMPOSED OF UP TO 2.466 MILLS, RESULTING IN A TOTAL DISTRICT MILL LEVY RATE NOT TO EXCEED 4.932 MILLS, (PROVIDED THAT THE DISTRICT'S TOTAL MILL LEVY MAY BE ADJUSTED TO OFFSET REVENUE LOSSES FROM REFUNDS, ABATEMENTS AND CHANGES TO THE PERCENTAGE OF ACTUAL VALUATION USED TO DETERMINE ASSESSED VALUATION) FOR A PERIOD OF 30 YEARS AT WHICH TIME THE MILL LEVY INCREASE SHALL SUNSET TO BE USED FOR THE PURPOSE OF ACQUIRING, CONSTRUCTING, EQUIPPING, OPERATING, AND MAINTAINING A RECREATION CENTER , INCLUDING MAKING ANNUAL LEASE PAYMENTS RELATED TO THE SAME, AND PROVIDING ONGOING PARK AND RECREATION SERVICES, INCLUDING BUT NOT LIMITED TO:

- CONSTRUCTING AND EQUIPPING A NEW RECREATION CENTER, WHICH WILL MINIMALLY INCLUDE AN AQUATICS CENTER WITH BEACH-STYLE ENTRY, LAP POOL, WATER SLIDE, HOT TUB, AND A LAZY RIVER;

AND SHALL THE DISTRICT BE AUTHORIZED TO COLLECT, RETAIN AND SPEND ALL TAX REVENUE COLLECTED FROM SUCH TOTAL PROPERTY TAX RATE AS A VOTER-APPROVED REVENUE CHANGE, OFFSET AND EXCEPTION TO THE LIMITS WHICH WOULD OTHERWISE APPLY UNDER TABOR (ARTICLE X, SECTION 20 OF THE COLORADO CONSTITUTION) OR ANY OTHER LAW AND AS A WAIVER OF THE 5.5% LIMITATION UNDER SECTION 29-1-301, C.R.S.?

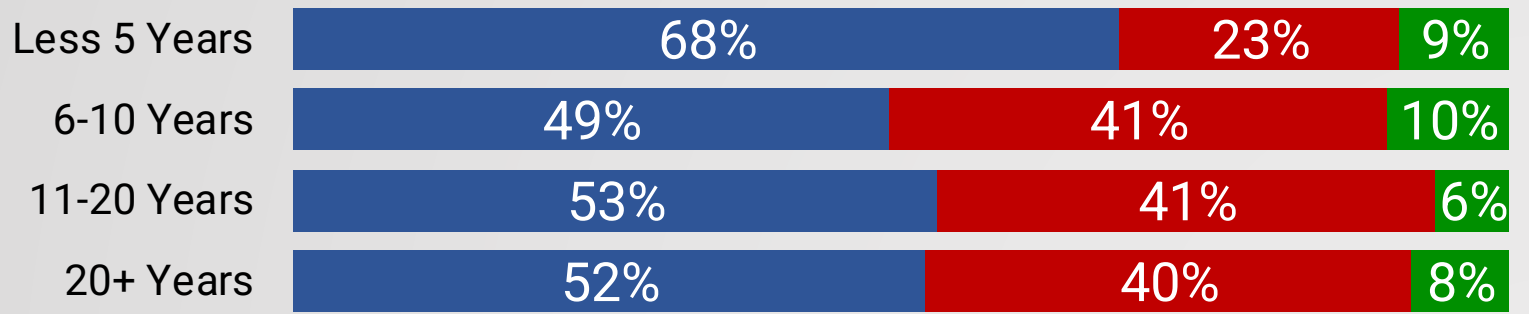
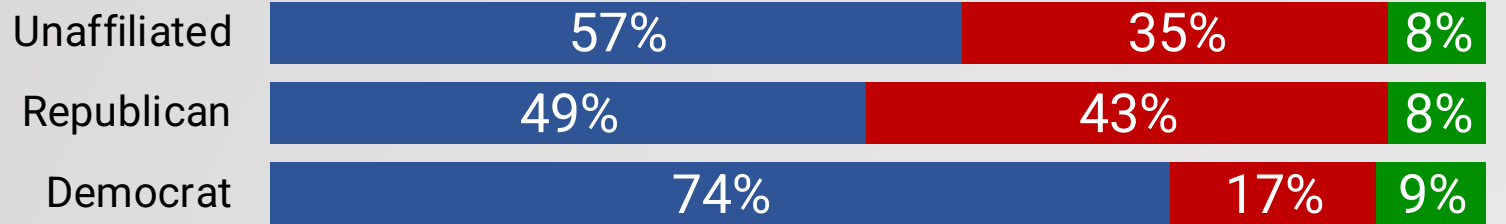
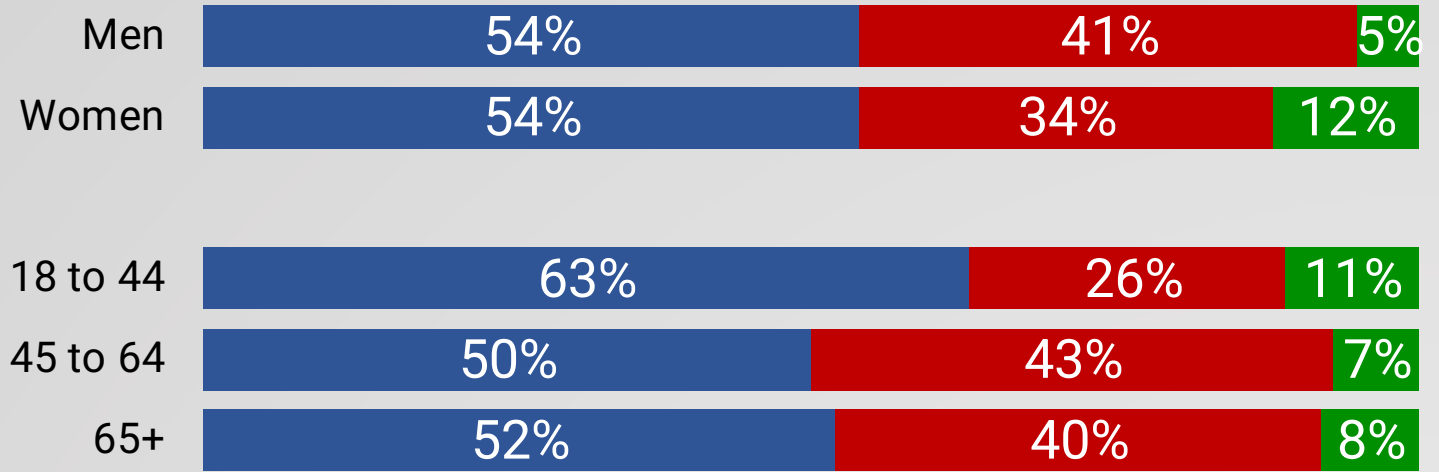
2.466 Mill Property Tax Uninformed Ballot Measure

Now that you have read the sample ballot language, if an election were being held today, would you vote yes and approve the ballot measure, or would you vote no and reject it?



- Yes, Approve
- No, Reject
- Undecided

Definitely Yes	23%
Probably Yes	31%
Probably No	14%
Definitely No	24%



- Yes, Approve
- No, Reject
- No Opinion

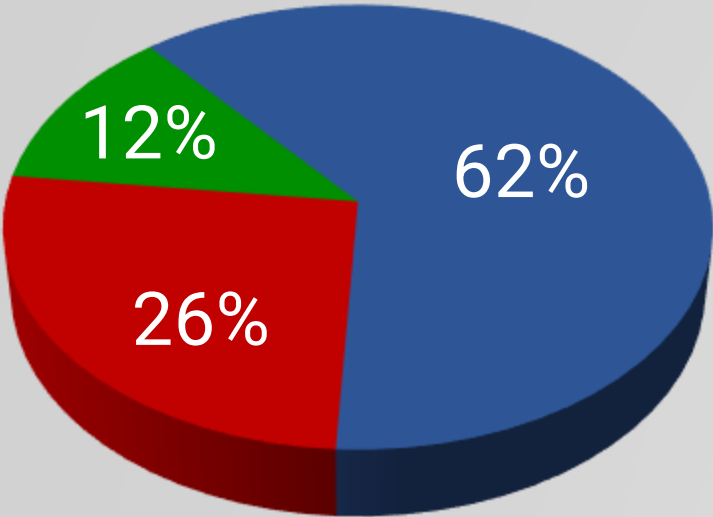


Elizabeth Park and Recreation District Information Questions



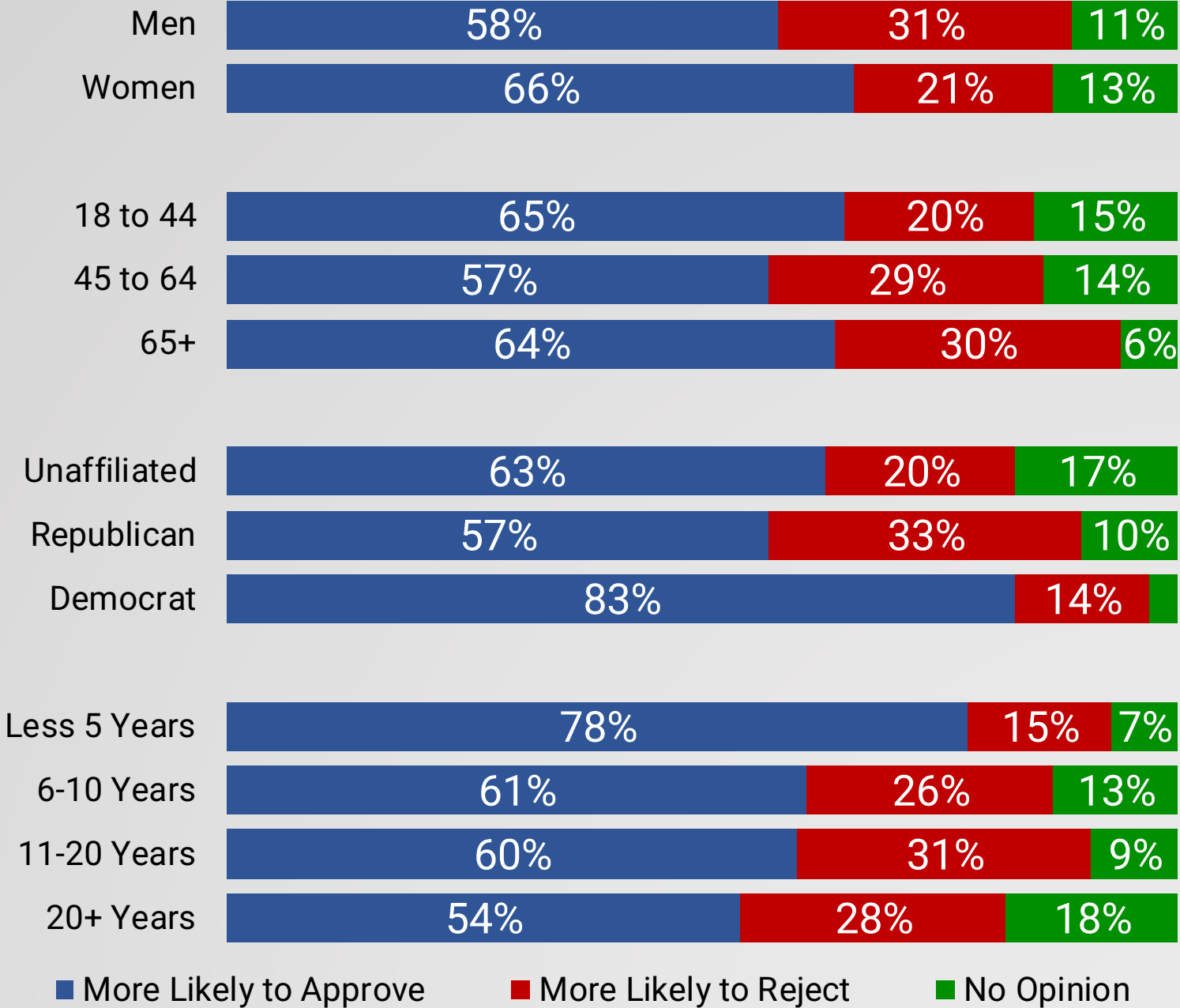
We will now share some information about the reasons why the recreation district is considering this ballot measure. After reading the information, please indicate if you are more likely to vote yes, and approve the ballot measure or if you are more likely to vote no and reject it. Let's get started:

Currently, there is no other similar recreation facility in Elbert County. Knowing this information, are you:



- More Likely to Approve
- More Likely to Reject
- No Opinion

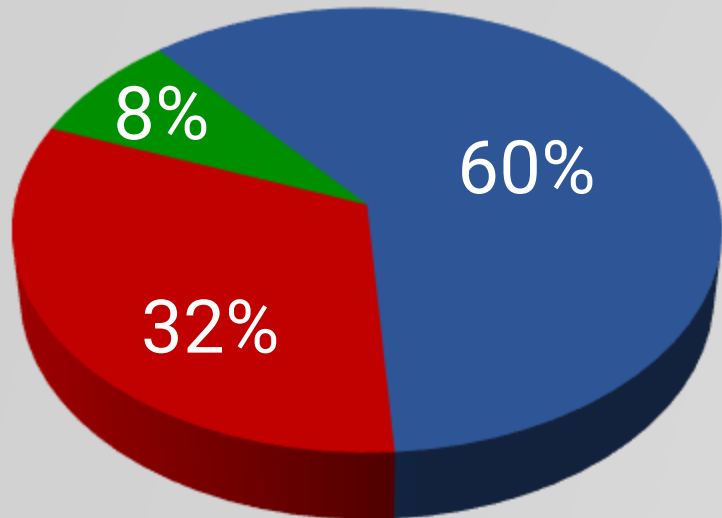
Much More Likely to Approve	36%
Somewhat More Likely to Approve	26%
Somewhat More Likely to Reject	6%
Much More Likely to Reject	20%



- More Likely to Approve
- More Likely to Reject
- No Opinion

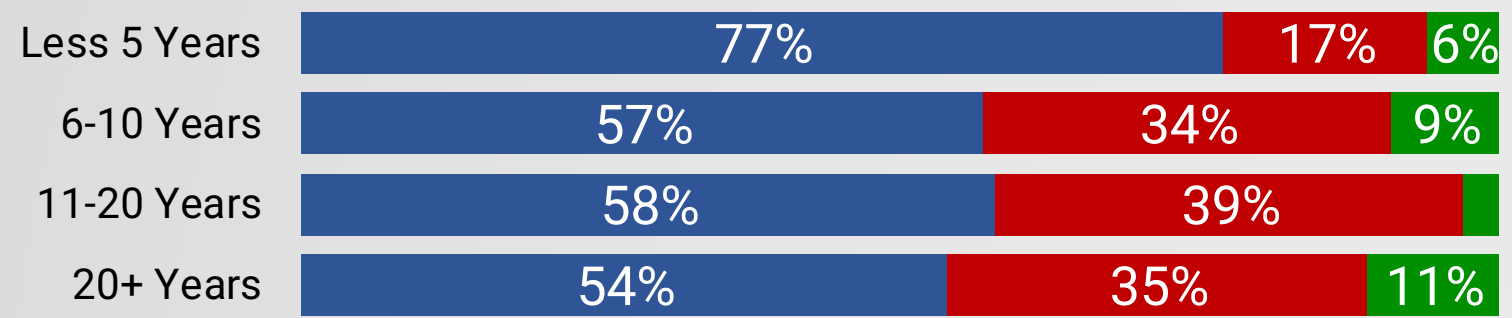
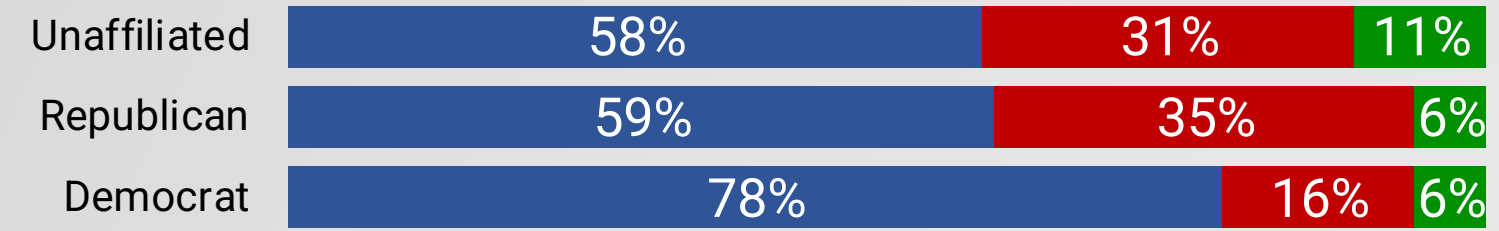
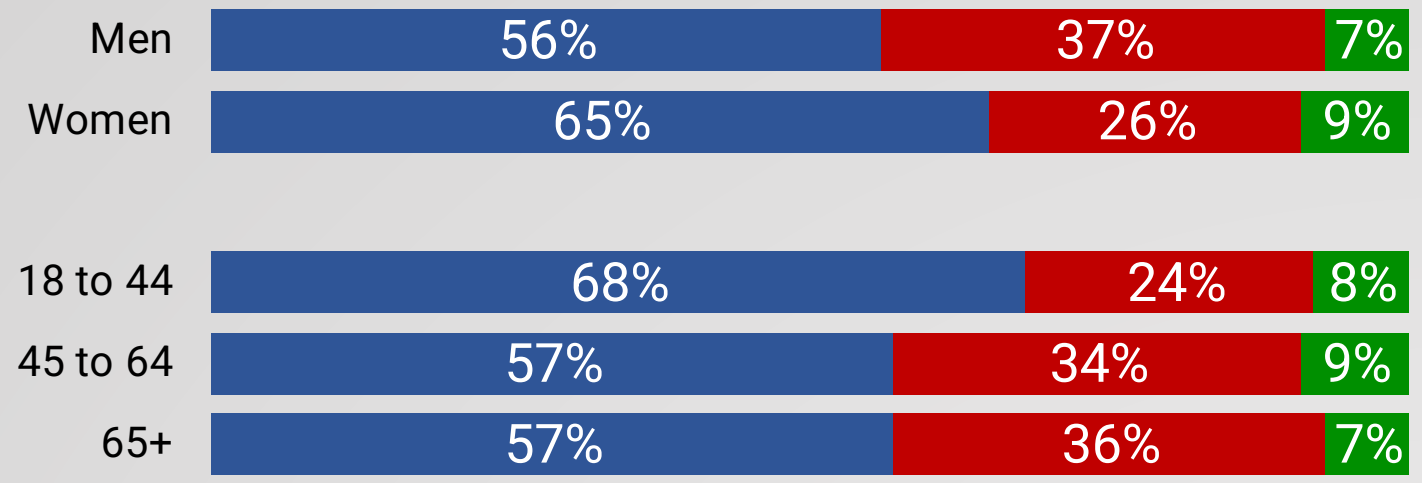


The current design within the Casey Jones Park Master Plan for the recreation center includes: A pool area with a leisure pool, play features, a lazy river, two to three lap lanes, a water slide, and a hot tub | Gymnasium | Program space and meeting rooms | Fitness Space | Childcare room.



■ More Likely to Approve
 ■ More Likely to Reject
 ■ No Opinion

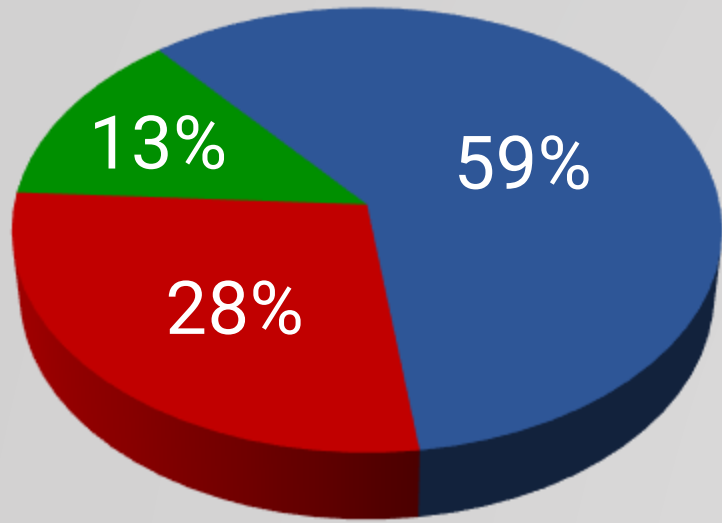
Much More Likely to Approve	33%
Somewhat More Likely to Approve	27%
Somewhat More Likely to Reject	9%
Much More Likely to Reject	23%



■ More Likely to Approve ■ More Likely to Reject ■ No Opinion

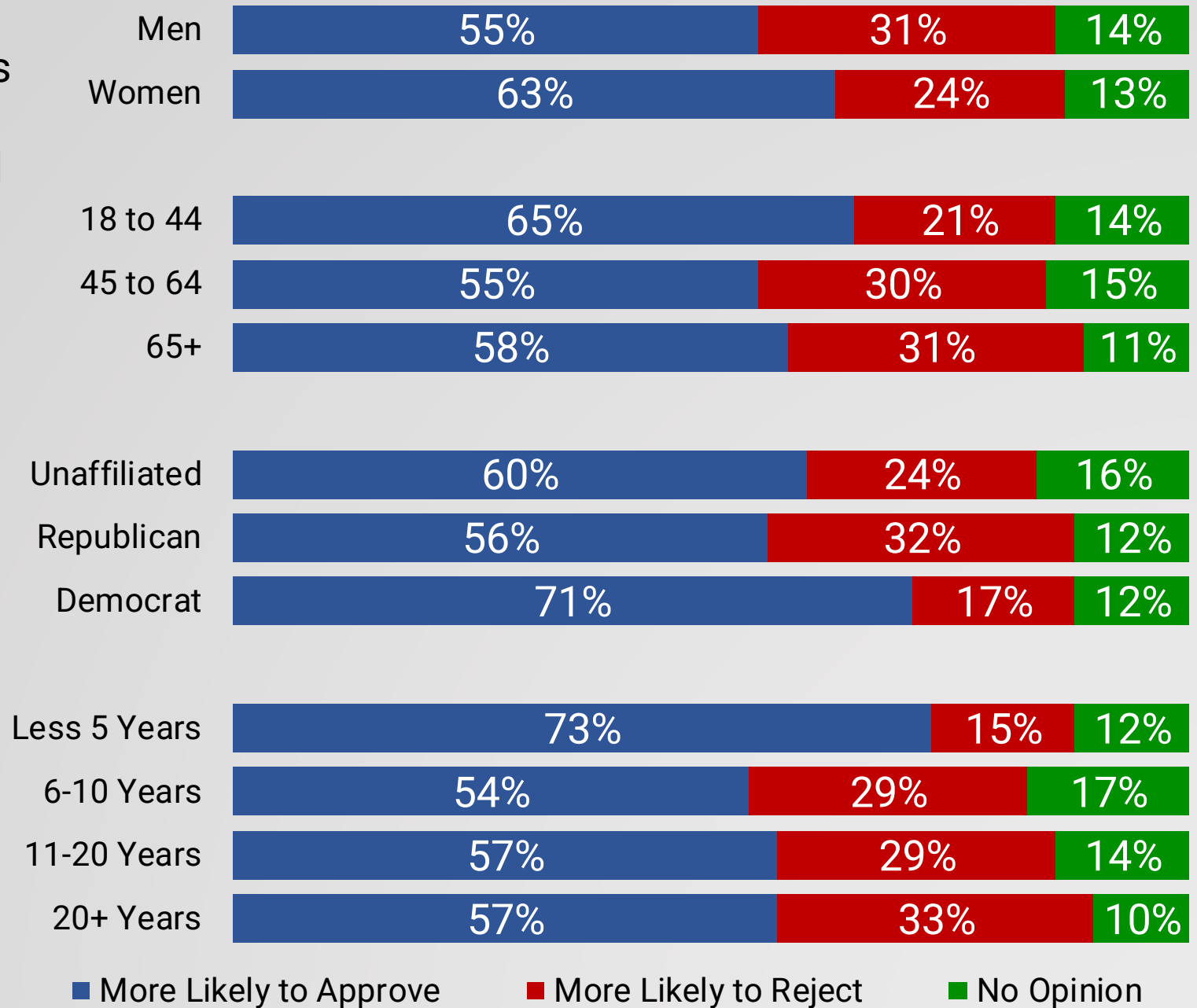


In 2020, the Elizabeth Park and Recreation District purchased 91 acres surrounding the existing Casey Jones Park. The recreation center is planned to be located near the corner of Highway 86 and County Road 17.



■ More Likely to Approve
 ■ More Likely to Reject
 ■ No Opinion

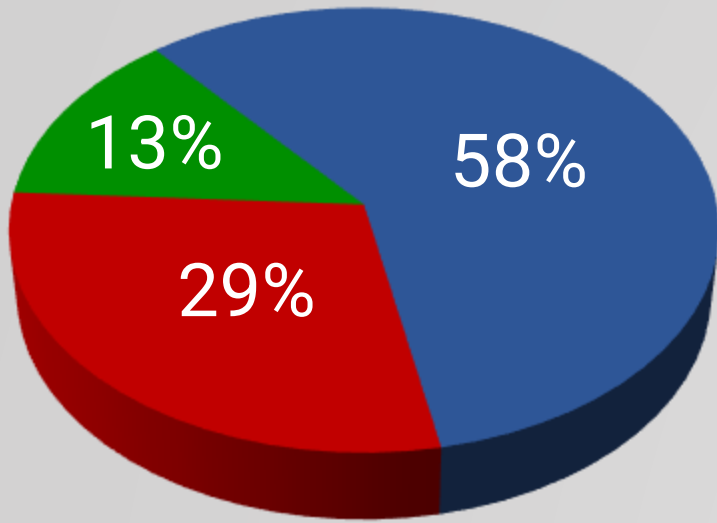
Much More Likely to Approve	31%
Somewhat More Likely to Approve	28%
Somewhat More Likely to Reject	6%
Much More Likely to Reject	22%



■ More Likely to Approve ■ More Likely to Reject ■ No Opinion

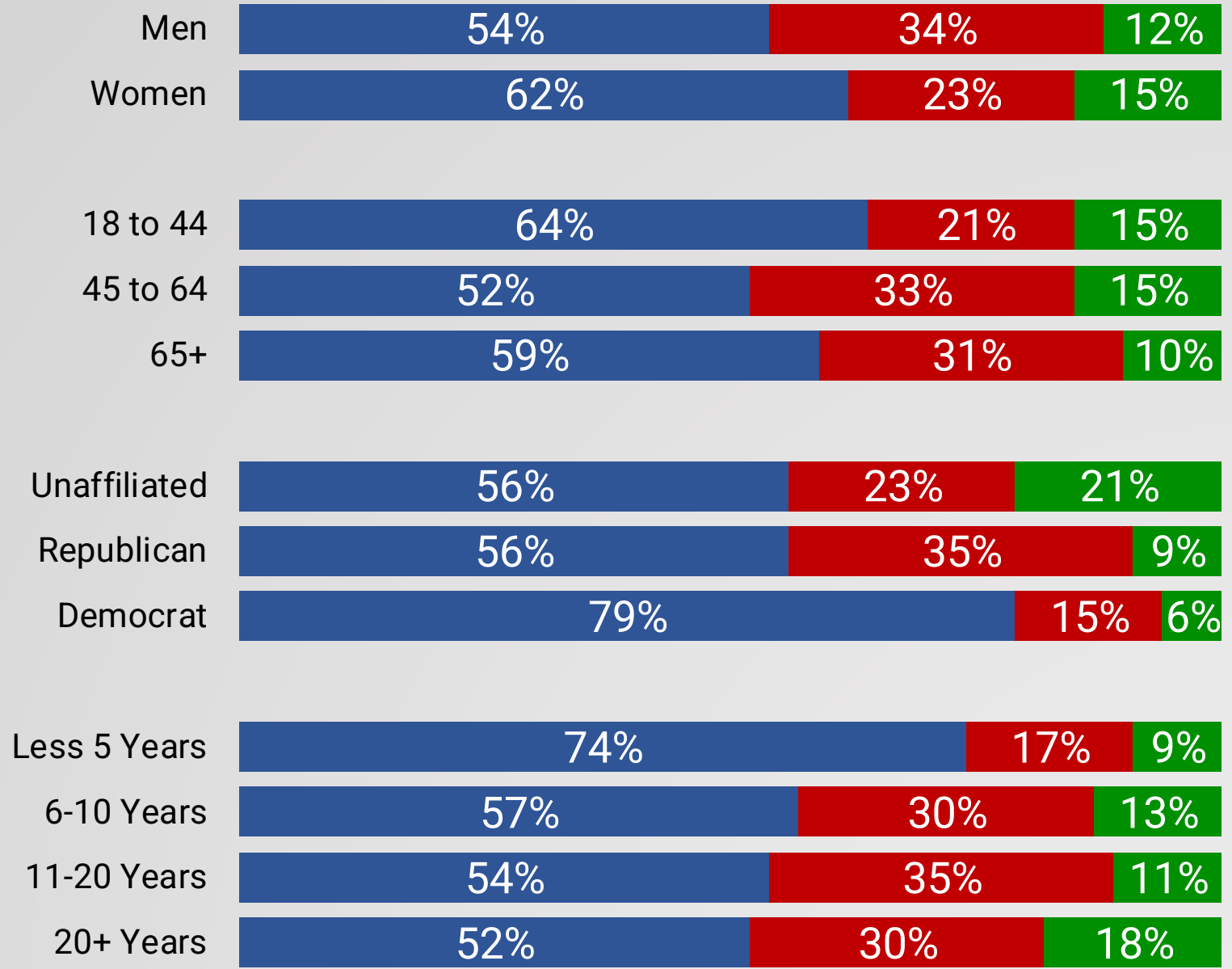


The Elizabeth Park and Recreation District serves about 17,460 residents and is expecting significant growth, with at least 6,000 new homes planned over the next decade.



- More Likely to Approve
- More Likely to Reject
- No Opinion

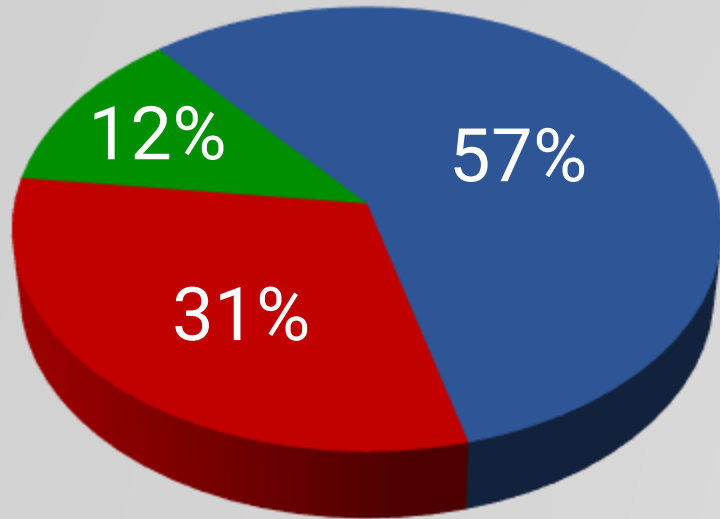
Much More Likely to Approve	27%
Somewhat More Likely to Approve	31%
Somewhat More Likely to Reject	7%
Much More Likely to Reject	22%



- More Likely to Approve
- More Likely to Reject
- No Opinion

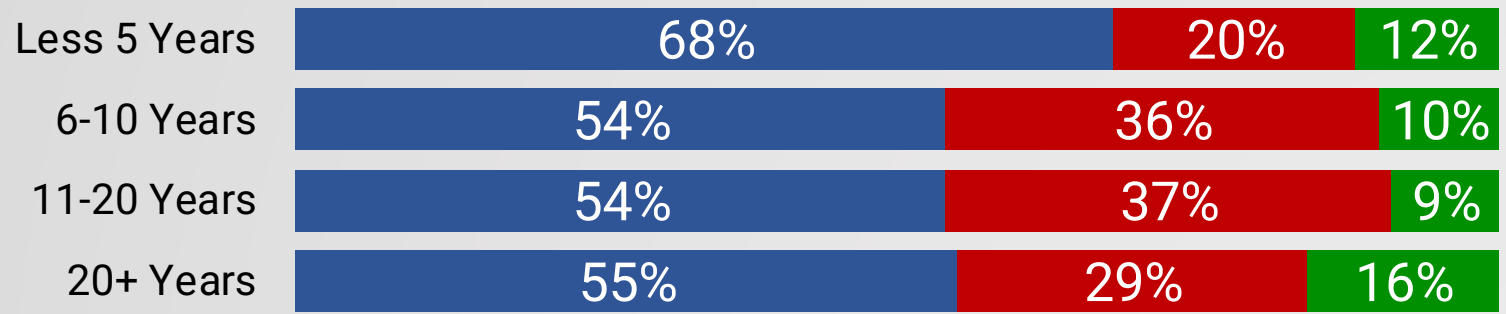
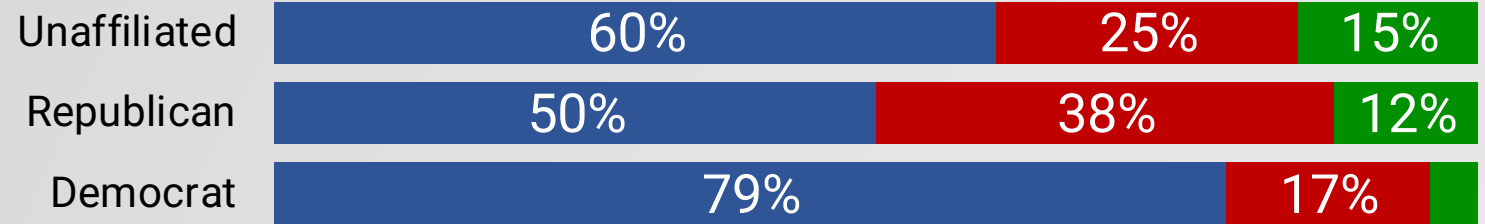
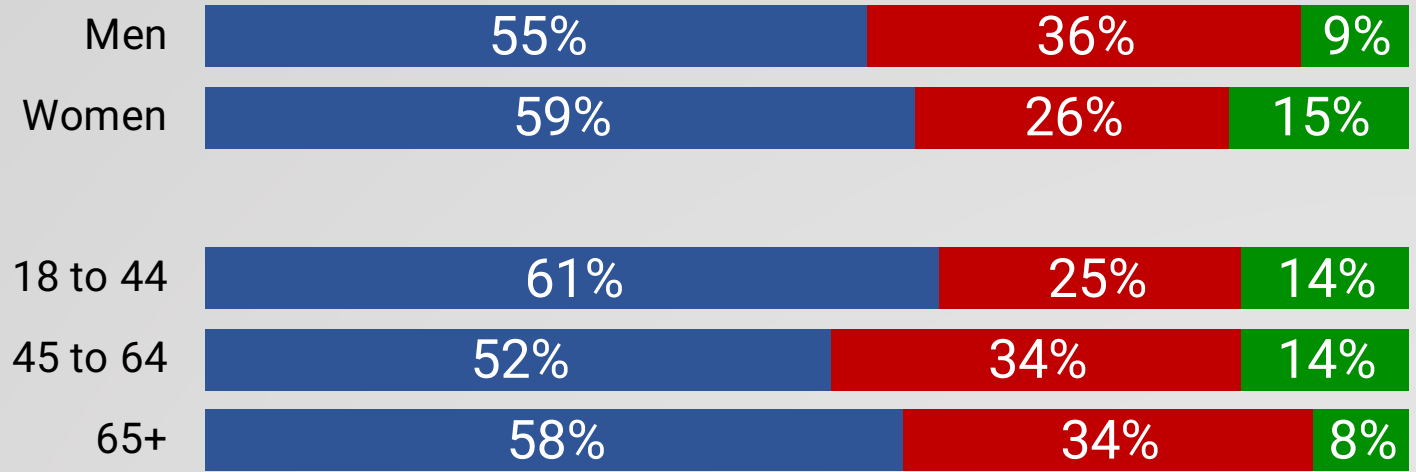


If approved next November, this measure would fund the construction of the recreation center. The mill levy increase will sunset after 30 years, and after the mill levy sunsets, the Elizabeth Park and Recreation District plans to operate the center using existing funds, community growth, and user fees.



- More Likely to Approve
- More Likely to Reject
- No Opinion

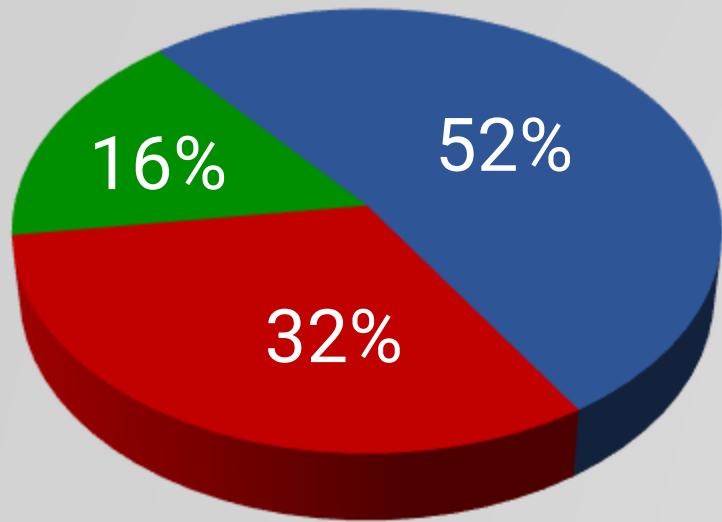
Much More Likely to Approve	28%
Somewhat More Likely to Approve	29%
Somewhat More Likely to Reject	8%
Much More Likely to Reject	23%



- More Likely to Approve
- More Likely to Reject
- No Opinion

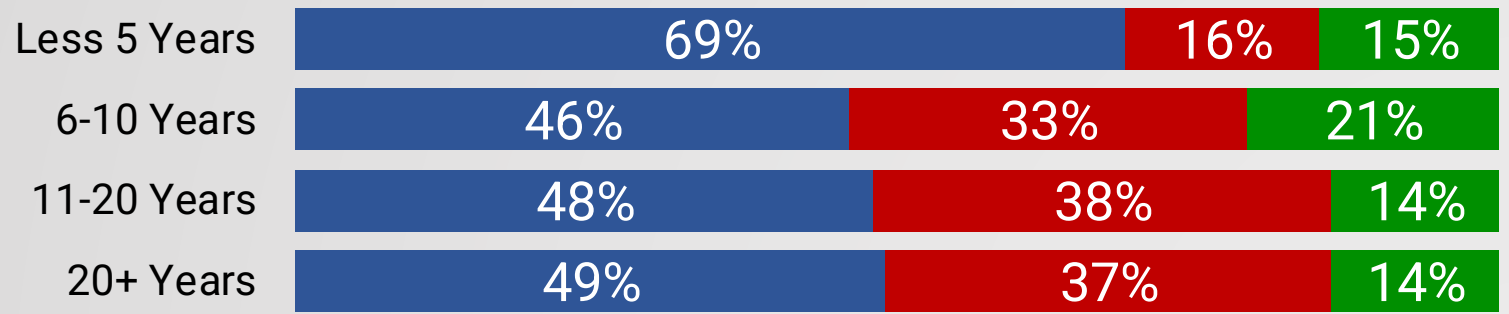
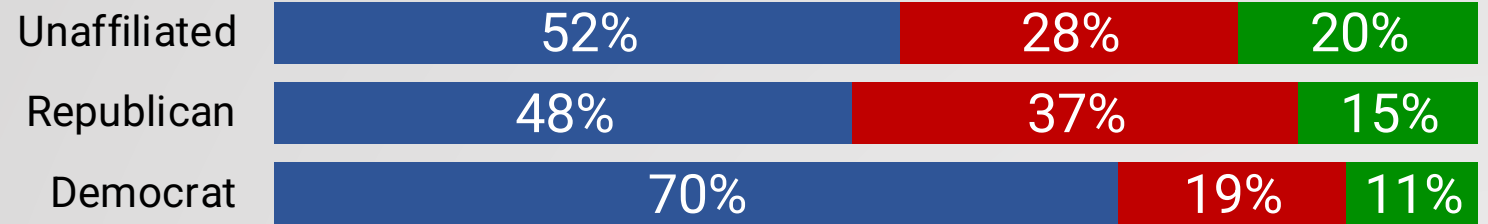
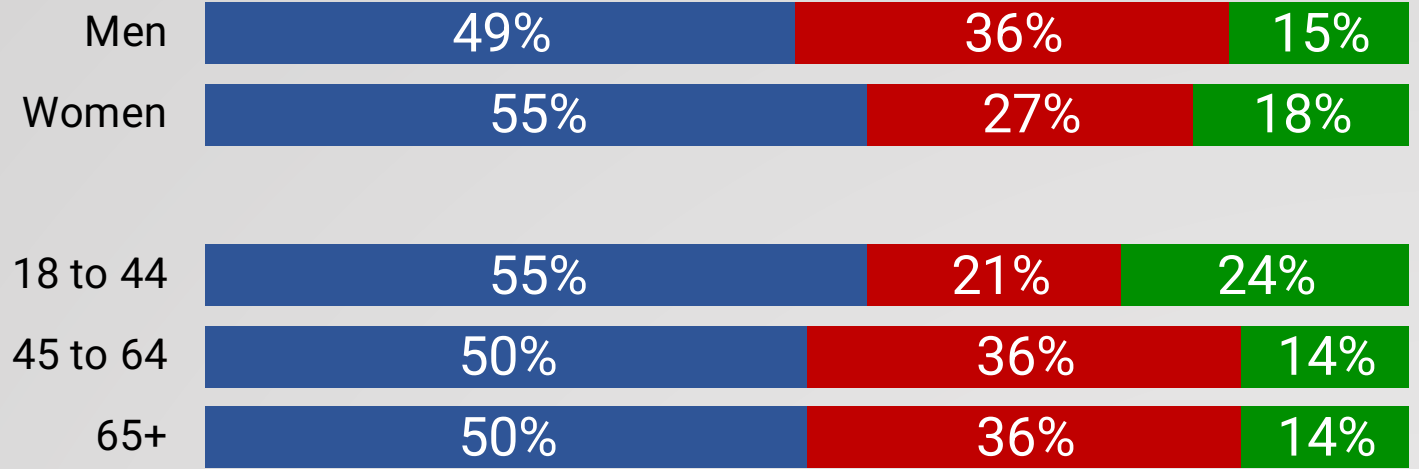


At this time construction is projected to require 18-24 months, meaning if the ballot measure were to pass, the recreation center could open as early as 2028.



- More Likely to Approve
- More Likely to Reject
- No Opinion

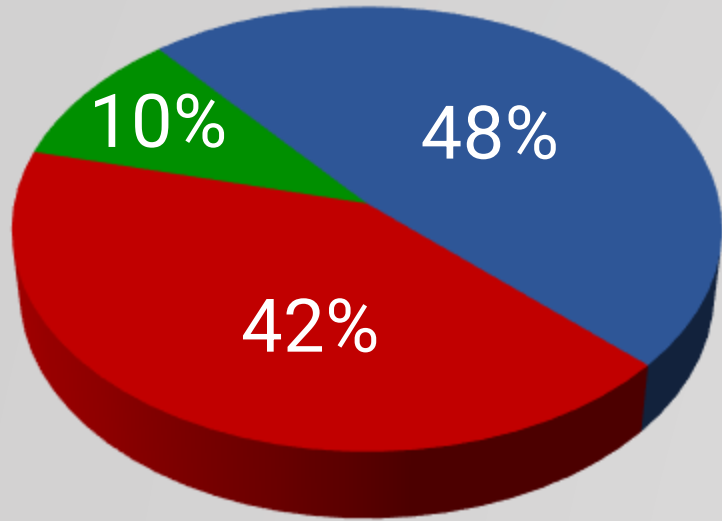
Much More Likely to Approve	26%
Somewhat More Likely to Approve	26%
Somewhat More Likely to Reject	8%
Much More Likely to Reject	24%



- More Likely to Approve
- More Likely to Reject
- No Opinion

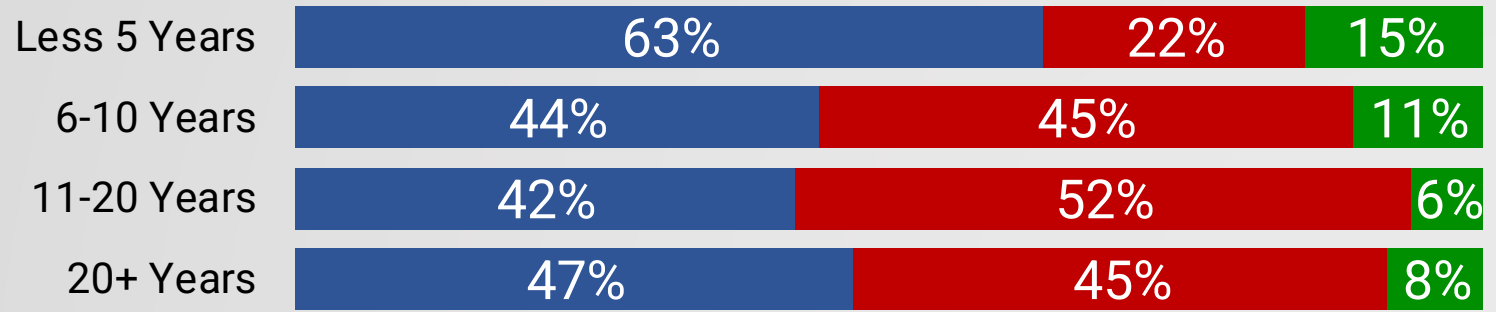
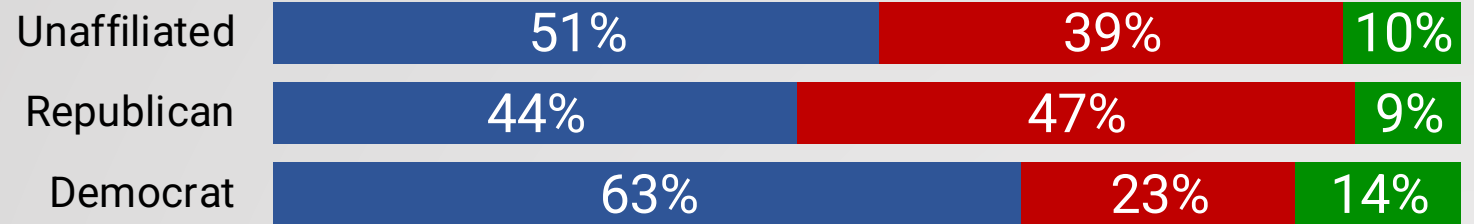
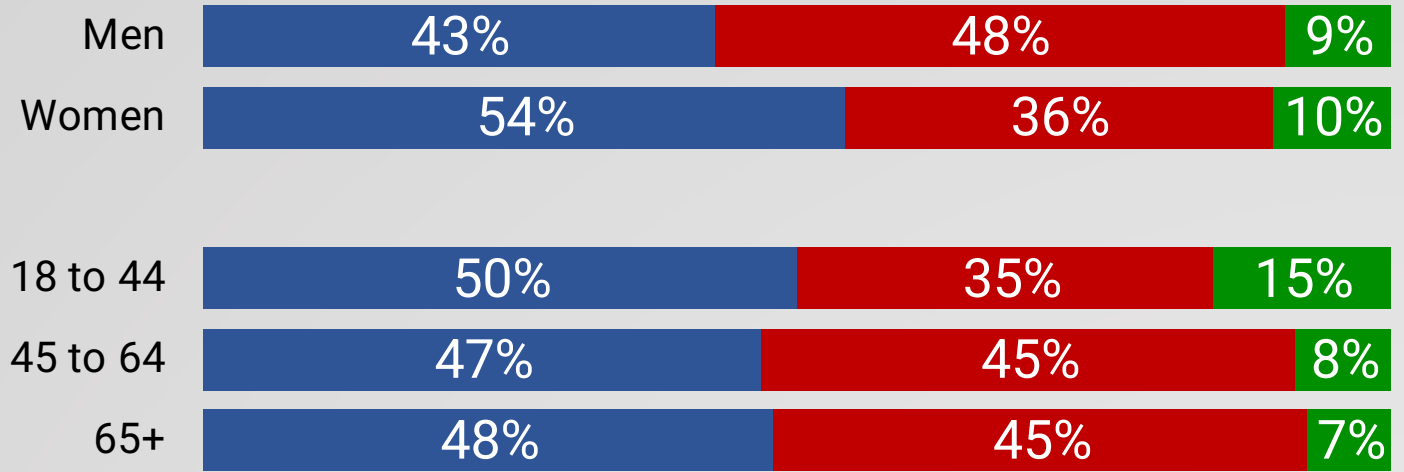


Currently the Elizabeth Park and Recreation District mill levy rate is 2.466 mills annually. The Elizabeth Park and Recreation District Board is proposing it be increased to 4.932 mills (+2.466). For a home valued at \$750,000, current taxes paid to the District would go from \$124/year to \$248/year, an annual increase of \$10.33/ month.



■ More Likely to Approve
 ■ More Likely to Reject
 ■ No Opinion

Much More Likely to Approve	25%
Somewhat More Likely to Approve	23%
Somewhat More Likely to Reject	12%
Much More Likely to Reject	30%



■ More Likely to Approve ■ More Likely to Reject ■ No Opinion



2.466 Mill Property Tax Informed Ballot Test



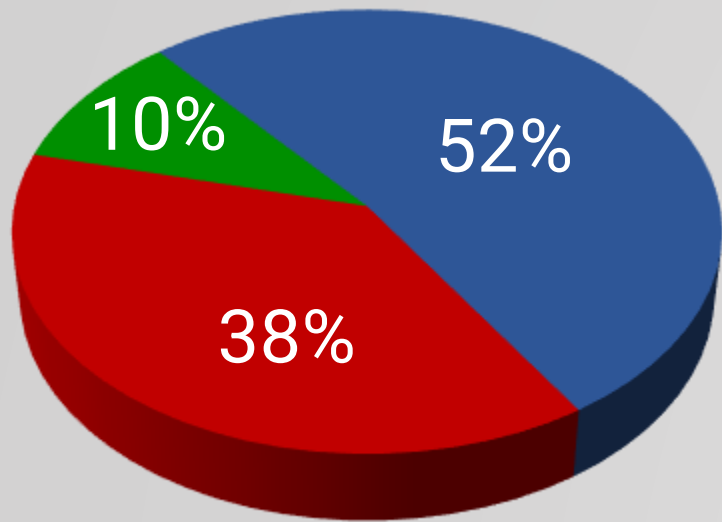
Thank you for learning why the Elizabeth Park and Rec District is considering a ballot measure next November. We now ask you to reread the potential ballot measure and indicate how you would vote if it was on the ballot.

SHALL ELIZABETH PARK AND RECREATION DISTRICT TAXES BE INCREASED \$1,000,500 ANNUALLY (FOR COLLECTION IN CALENDAR YEAR 2027) OR BY SUCH ADDITIONAL AMOUNTS RAISED ANNUALLY THEREAFTER BY AN ADDITIONAL AD VALOREM PROPERTY TAX MILL LEVY IMPOSED OF UP TO 2.466 MILLS, RESULTING IN A TOTAL DISTRICT MILL LEVY RATE NOT TO EXCEED 4.932 MILLS, (PROVIDED THAT THE DISTRICT'S TOTAL MILL LEVY MAY BE ADJUSTED TO OFFSET REVENUE LOSSES FROM REFUNDS, ABATEMENTS AND CHANGES TO THE PERCENTAGE OF ACTUAL VALUATION USED TO DETERMINE ASSESSED VALUATION) FOR A PERIOD OF 30 YEARS AT WHICH TIME THE MILL LEVY INCREASE SHALL SUNSET TO BE USED FOR THE PURPOSE OF ACQUIRING, CONSTRUCTING, EQUIPPING, OPERATING, AND MAINTAINING A RECREATION CENTER , INCLUDING MAKING ANNUAL LEASE PAYMENTS RELATED TO THE SAME, AND PROVIDING ONGOING PARK AND RECREATION SERVICES, INCLUDING BUT NOT LIMITED TO:

- CONSTRUCTING AND EQUIPPING A NEW RECREATION CENTER, WHICH WILL MINIMALLY INCLUDE AN AQUATICS CENTER WITH BEACH-STYLE ENTRY, LAP POOL, WATER SLIDE, HOT TUB, AND A LAZY RIVER;

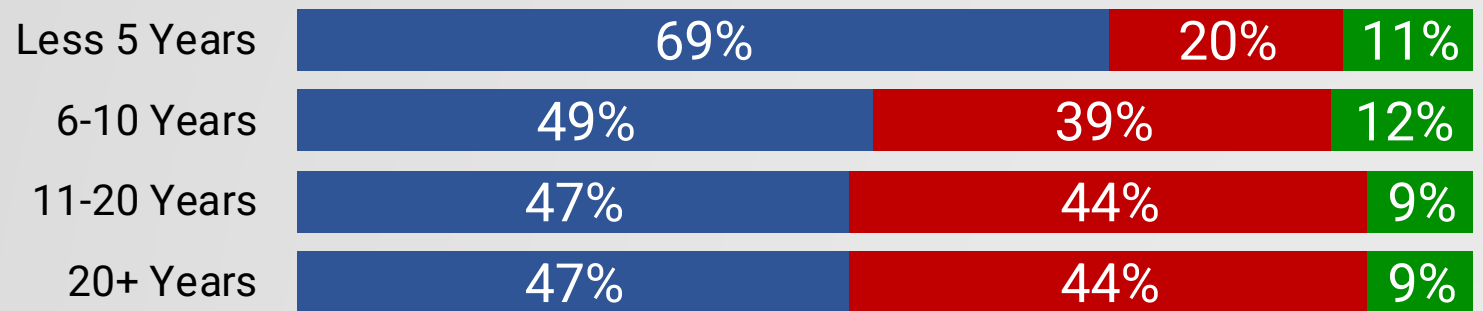
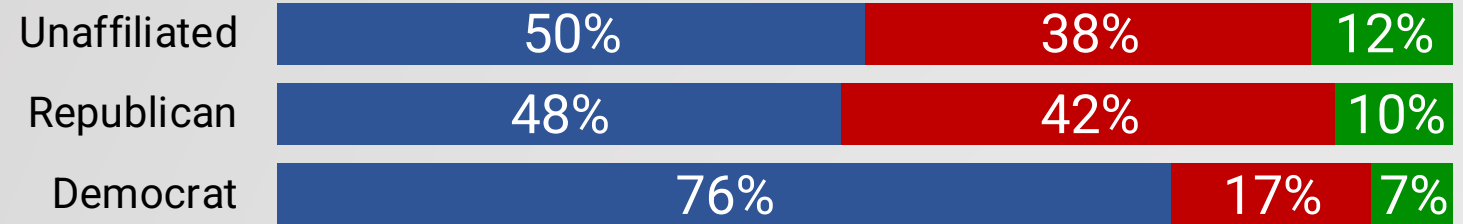
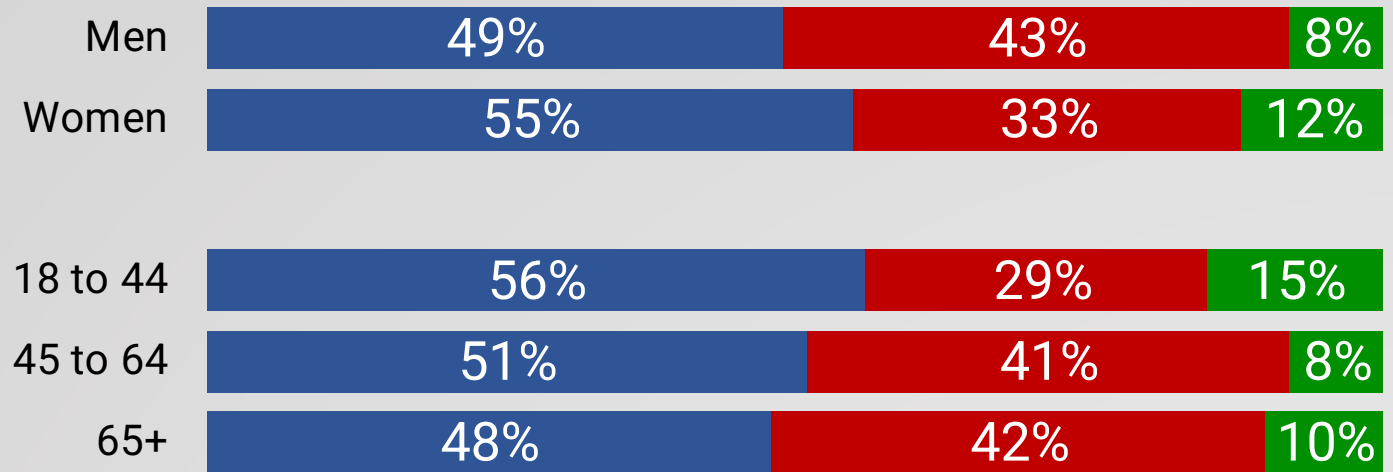
AND SHALL THE DISTRICT BE AUTHORIZED TO COLLECT, RETAIN AND SPEND ALL TAX REVENUE COLLECTED FROM SUCH TOTAL PROPERTY TAX RATE AS A VOTER-APPROVED REVENUE CHANGE, OFFSET AND EXCEPTION TO THE LIMITS WHICH WOULD OTHERWISE APPLY UNDER TABOR (ARTICLE X, SECTION 20 OF THE COLORADO CONSTITUTION) OR ANY OTHER LAW AND AS A WAIVER OF THE 5.5% LIMITATION UNDER SECTION 29-1-301, C.R.S.?

Now that you have read the sample ballot language again, if an election were being held today, would you vote yes and approve the ballot measure, or would you vote no and reject it?



■ Total Yes, Approve
 ■ Total No, Reject
 ■ No Opinion

Definitely Yes, Approve	26%
Probably Yes, Approve	26%
Definitely No, Reject	27%
Probably No, Reject	11%



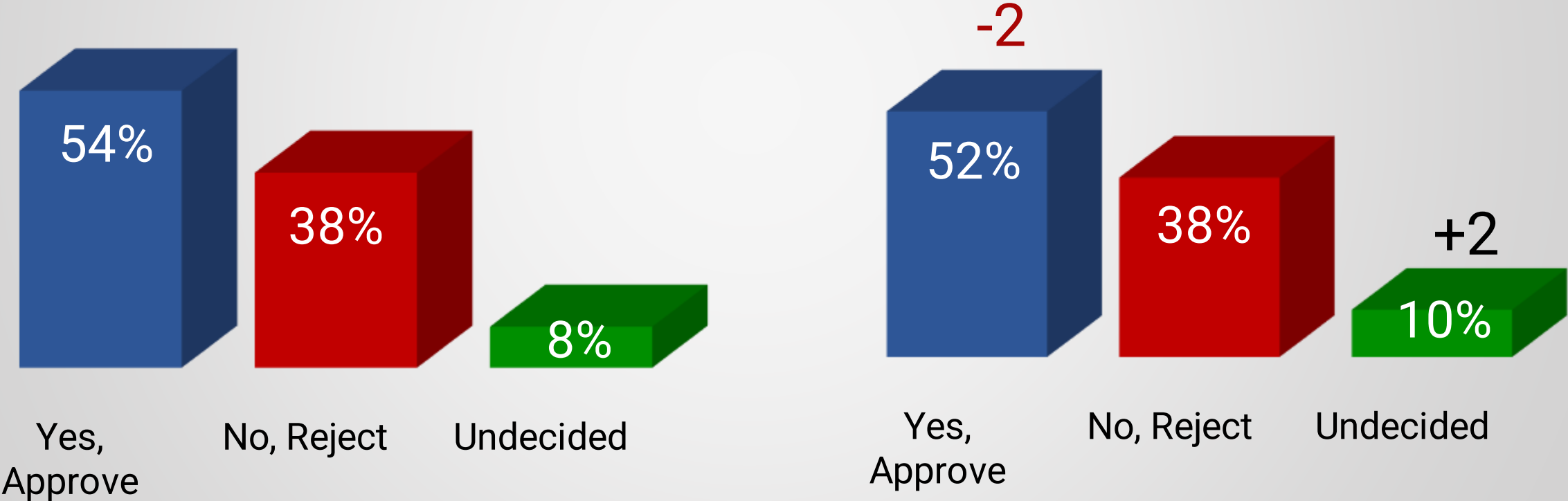
■ Total Yes, Approve ■ Total No, Reject ■ No Opinion



Elizabeth Park & Recreation District Ballot Measure Comparison

Uninformed

Informed



Please describe why you would vote yes and approve the ballot measure.

Strong Need for Local Recreation Facilities: A clear theme for “Yes” voters is that Elizabeth lacks adequate recreation options, forcing residents to drive to Parker, Castle Rock, or Aurora for fitness, swimming, and youth sports. Many describe the project as “long overdue,” “badly needed,” or “desperately needed.” Respondents emphasize that as the town grows, it must “catch up to surrounding areas” and provide facilities that support a higher quality of life.

Benefits for Kids, Teens, and Families: Many residents cite the need to keep kids active, engaged, and out of trouble, and to give families a safe, affordable, local place for sports, swimming, and recreation. Respondents see the rec center as a way to build community bonds and support family life.

Community Health, Connection, and Livability: Respondents view the project as an investment in community health and social connection, providing a “third space” for residents of all ages. Many say the rec center would bring people together, strengthen community identity, and improve Elizabeth’s livability and appeal to current and future residents. Some note benefits for seniors and property values as well.

Modest Cost and Economic Value: Several responses express willingness to pay for the project if the cost remains reasonable and transparent—often citing the example of about \$10 per month in added taxes. Others highlight economic benefits, such as keeping money in the community, creating jobs, and enhancing local business activity.

Please describe why you would vote no and reject the ballot measure.

Taxes & TABOR Concerns: Most “No” voters are opposed to any tax increase, and many on fixed incomes say they’re being priced out due to rising property taxes. There are strong objections to a 30-year mill levy, doubts it will truly sunset, and resistance to TABOR de-Brucing or future increases without another vote.

Water, Infrastructure & Location Impacts: Many fear the project will strain limited water, with ongoing watering restrictions and well worries. There is also a belief that roads, public safety, and schools should come first, and there are concerns about projected traffic/parking issues at Casey Jones.

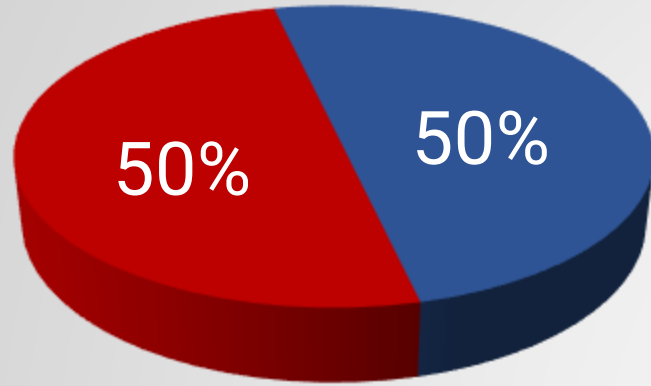
Rural Character & “Not Needed” Arguments: Many respondents also have a desire to keep Elizabeth rural, and are concerned that a rec center will attract more growth. They say that with similar facilities already nearby, a new rec center is unnecessary.

Funding Fairness, Trust & Scope of Plan: Some respondents believe that developers/new growth (or the whole county) should pay more, and that non-users shouldn’t be taxed— preferring user fees/private funding. They also mention confusing ballot language, want clearer costs/amenities and a smaller, phased plan without “luxury” features.



Survey Demographics

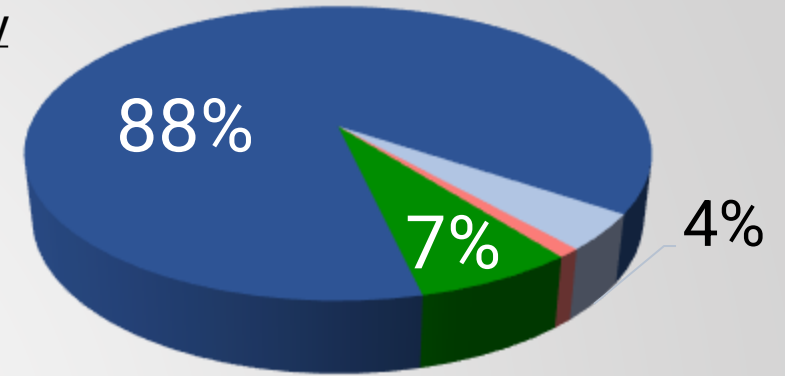
Gender



Female

Male

Race or Ethnicity



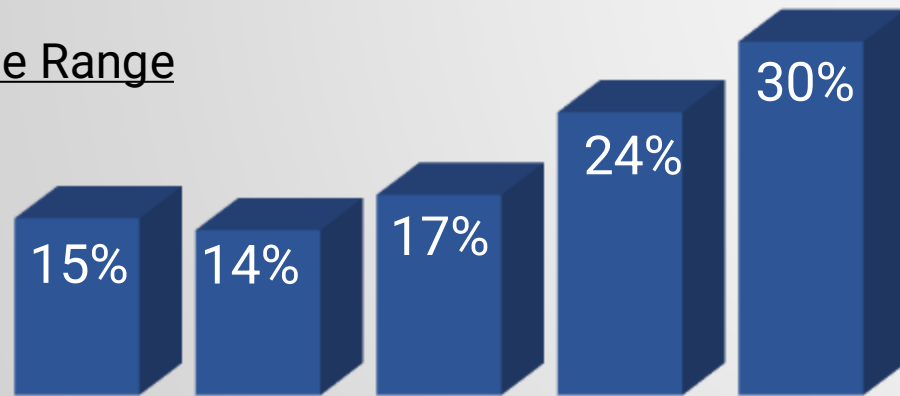
White

Hispanic/ Latino

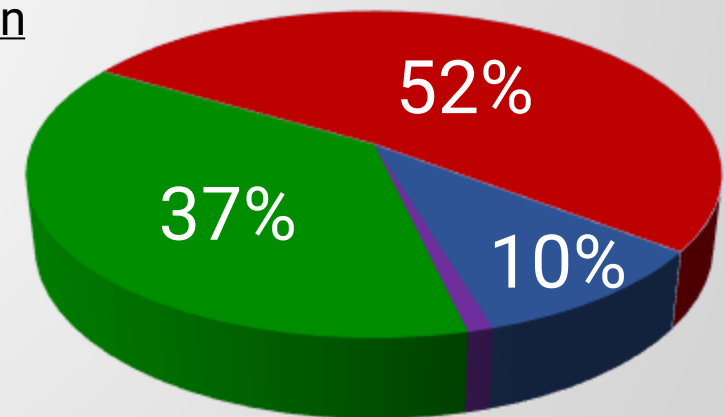
Asian

Other

Age Range



Party Affiliation



Unaffiliated

Republican

Democrat

Other

18-34

35-44

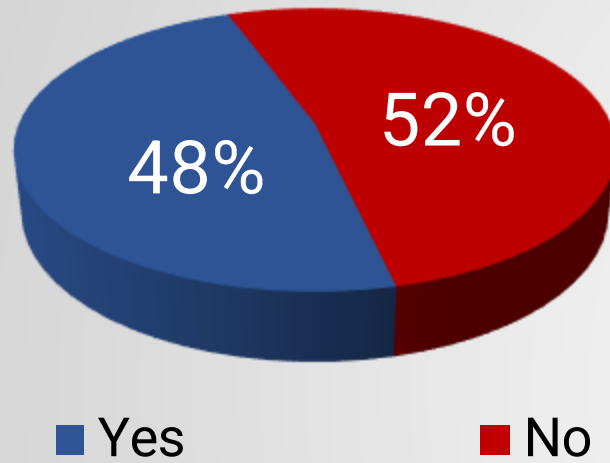
45-54

55-64

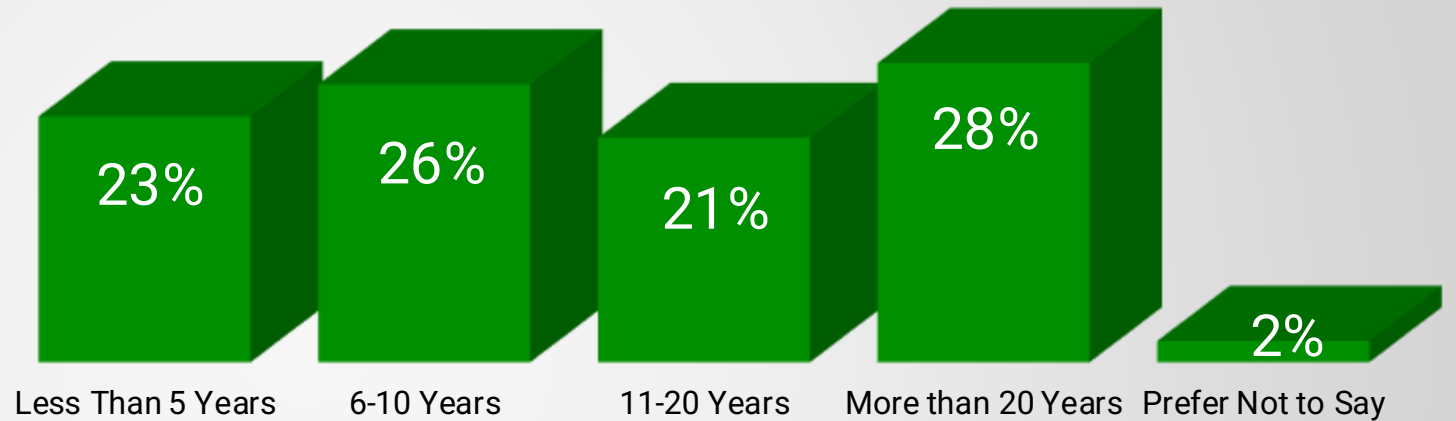
65+

Survey Demographics

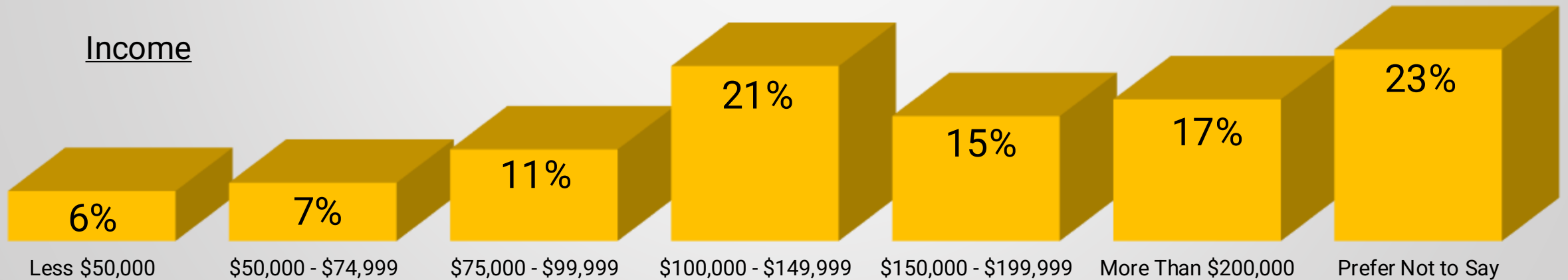
4-Year College Degree



Lived in Elbert County



Income



Magellan Strategies

4800 Aspen Creek Drive

Broomfield, CO 80023

MagellanStrategies.com

(303) 861-8585

David Flaherty | Ryan Winger
Courtney Sievers

